



Hello!

Thank you for investing in yourself through Goodwin Photography and becoming a #GOODWINGIRL. I know you are very excited to view your Goodwin Photography gallery from your most recent photo shoot, but please be sure to read this document in its entirety. It should answer many of the questions you already have.

On the next page, you will find directions on how to request retouches for your photos. Please note that most computers (including Macs), phones and tablets have monitors that are not color calibrated. As a professional, my computer is color calibrated so when you print these files at the lab of your choice they will have the correct color balance. With that in mind, as you view these images, make your selection based on the smiles, presence, feel and overall composition. It is also preferred for you to review your gallery on a computer or large tablet.

Once an image is retouched, it does not have to be retouched again. Once your retouches have been completed, I will send another email notifying you that they are available for download in the same gallery link, under the retouching tab.

You will have a Personal Print Release that allows you to use your retouched and non-retouched images for your competition headshots and program advertisements, as needed. This Personal Print Release also allows you to print your images at the lab of your choosing. Please read the Personal Print Release carefully, as it does not allow for ANY third party editing (including smartphone apps) or commercial use by other pageants, businesses, or brands.

Should you wish to have additional retouched photos, not included in your package, the fee is \$50 per image to retouch and you will then receive the image the same way, to print or use as you wish. Rush retouching for images needed in seven (7) business days or less will be \$75 per image.

Should you have questions please feel free to email me at goodwinphotog@gmail.com

Thank you again for choosing Goodwin Photography and allowing me to photograph you.

Best,

Krisna Goodwin
Owner

HOW TO ACCESS YOUR GOODWIN PHOTOGRAPHY GALLERY AND REQUEST RETOUCHING

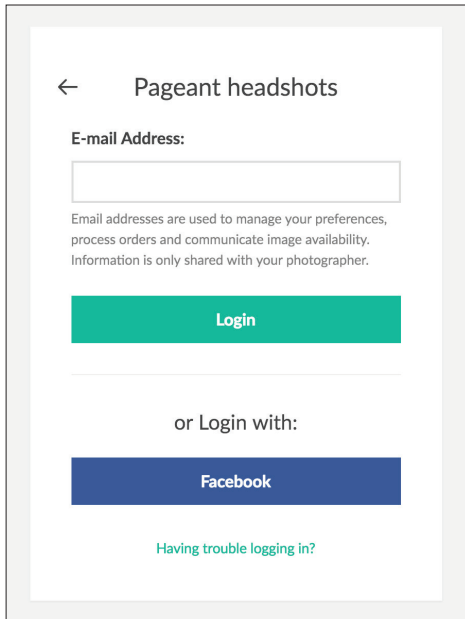
1

Click view photos in your email.



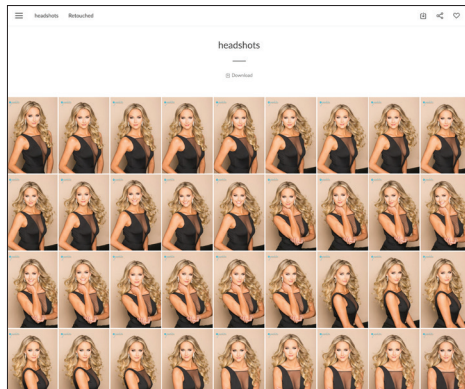
2

Sign in using your email address or facebook login.



3

Review Your Gallery to find your favorite(s).





4

Once you find your favorite(s). Click on the heart to add that images to your "Favorites."

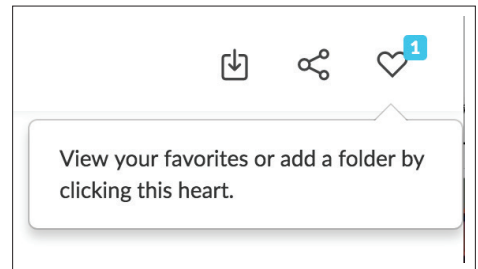
Pink = Placed In Favorites Folder

*Tip: Click the heart again to take it out of your Favorites Folder.



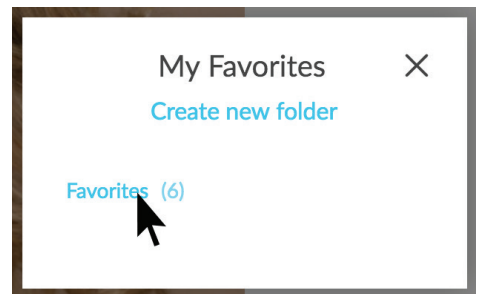
5

Once you've chosen your "Favorite(s)" to be retouched, click the heart to open your favorites folder.



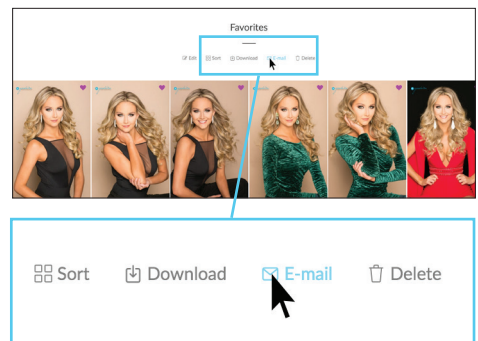
6

Click the folder "Favorites" to open the folder.




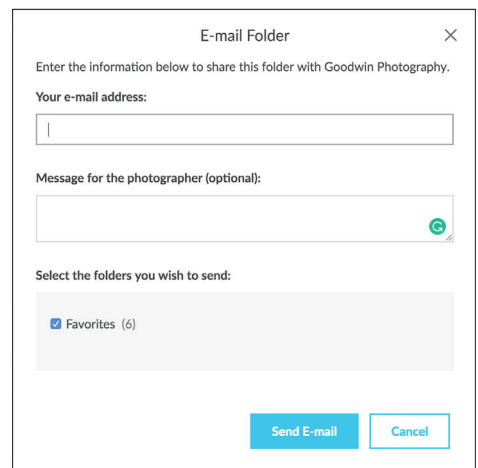
7

Click "Email" to send your retouching requests.



8

Insert your email and retouching requests. If you would like different elements retouched on specific images please note the picture number that corresponds with the image. For example: #001771 - Light retouching.



9

I have received your request and will be sending you another email notifying you that they are available for download in the same gallery link, under the retouching tab.

Your e-mail has been sent.

Once your retouches have been completed, I will send another email notifying you that they are available for download in the same gallery link, under the retouching tab.